



CALL US 941-256-0152

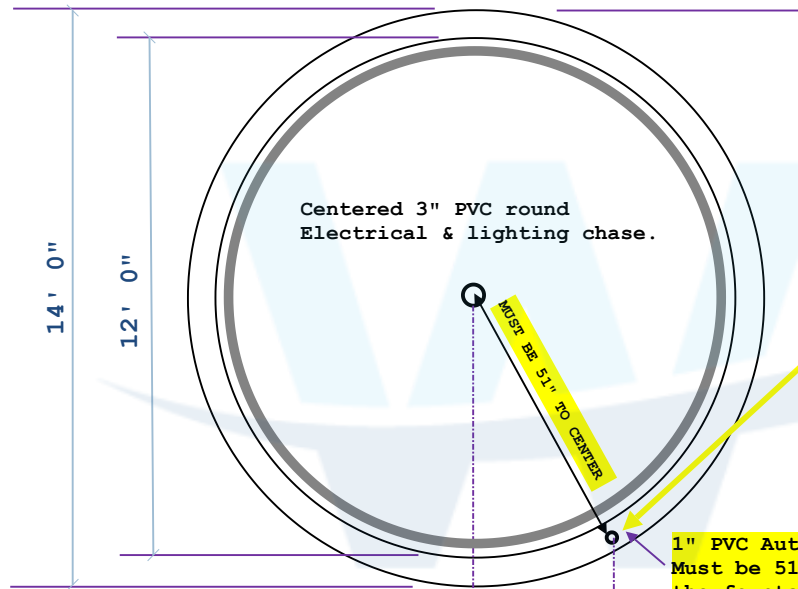
SALES@WATERFEATUREPROS.COM



12 Foot ID Massarelli Modular Basin

Site: TBD	Drawing: 2025-201-1-26	Project: 0000416	Drawn: JMF	Notes: WFP Prelim Drawings Only. Not for construction build use.	Water Feature Pros 7750 Fruitville Road Sarasota, FL 34240
Title: Massarelli Modular Basin Detail with Spray Ring and Nozzles	Scale: 1/4":1'0"	Date: 01/26/2025	Rev: A		

Wall Cap 16" wide with 4" inside overhang



Centered 3" PVC round Electrical & lighting chase.

MUST BE 51" TO CENTER

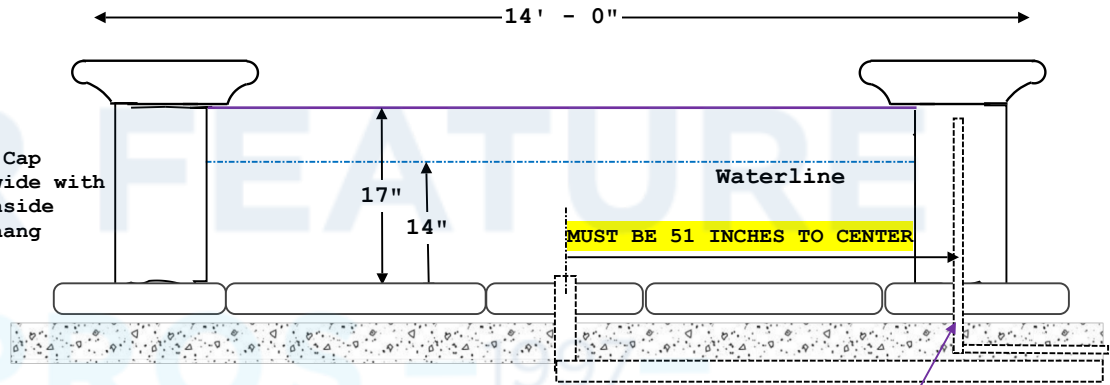
1" PVC AutoFill Supply Must be 51" from center of the fountain 3" pipe



3" Pipe Chase for Pump 110V and LED Fountain Lighting Cables

1" PVC AutoFill Supply

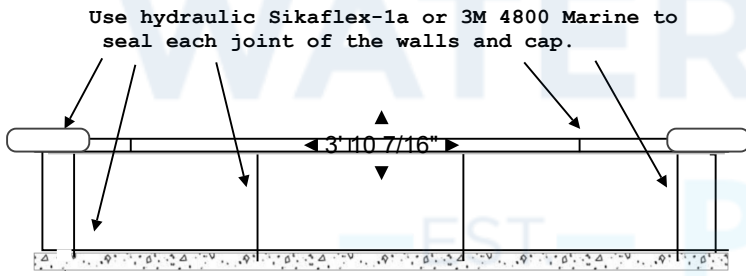
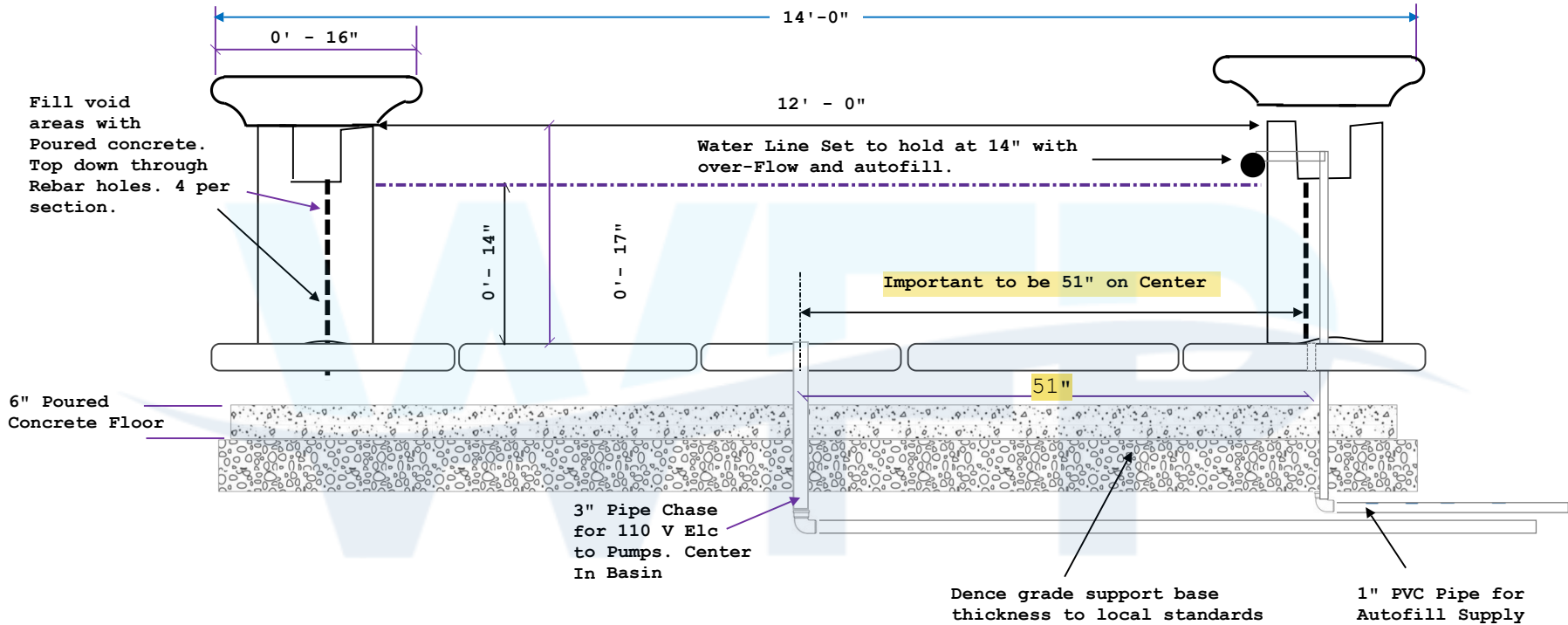
Wall Cap 16" wide with 4" inside overhang



3" Pipe Chase for Pump 110V and LED Fountain Lighting Cables

1" Auto fill Line In. From City Water. 51" From Center

Site: TBD	Drawing: 2024-201-6-18	Project: 0000416	Drawn: JMF	Notes: WFP Prelim Drawings Only. Not for construction build use.	Water Feature Pros 7750 Fruitville Road Sarasota, FL 34240
Title: Massarelli Modular Basin Plumbing & Autofill Details	Scale: 1/4":1'0"	Date: 06/18/2024	Rev: C		



Once all concrete and motor has fully cured apply 3 gallons 2 coats, of Poxoprime concrete binding sealer. Let dry 24 hours between re-coating. Then apply 3 gallons of Zeron Custom Color Pool paint (color of your choice) and let dry for 48 hours. Fill and run fountain.

Site	TBD	Drawing:	2025-201-1-26	Project:	0000416	Drawn:	JMF	Notes: WFP Prelim Drawings Only. Not for construction build use.	Water Feature Pros
Title	Massarelli Modular Basin Plumbing & Subgrade Details	Scale:	NTS	Date:	01/26/2025	Rev:	C		7750 Fruitville Road Sarasota, FL 34240